



**PARLIAMENT OF UGANDA**

**THE REPORT OF THE COMMITTEE ON BUDGET ON THE  
APPROPRIATION BILL, 2026**

*AKO*

*[Signature]*

*[Signature]*

*[Signature]*

*[Signature]*

*[Signature]*

*[Signature]*

*[Signature]*

OFFICE OF THE CLERK TO PARLIAMENT  
PARLIAMENT BUILDINGS  
KAMPALA - UGANDA

*[Signature]*

*[Signature]*

*[Signature]*

*[Signature]*

*[Signature]*

APRIL 2026

*[Signature]*

*[Signature]*

*[Signature]*

*[Signature]*

*[Signature]*

*[Signature]*

*[Signature]*

*[Signature]*

*[Signature]*

# THE REPORT OF THE COMMITTEE ON BUDGET ON THE APPROPRIATION BILL 2026

## 1.0 INTRODUCTION

Rt. Hon. Speaker and Hon. Members, on 1<sup>st</sup> April 2026 the Appropriation Bill 2026 was read for the first time and subsequently referred to the Committee on Budget for consideration.

In accordance with rule 159 (1) and (2), the committee considered the Bill and reports as follows.

## 1.1 METHODOLOGY

The Committee held consultative meetings, and examined the Appropriation Bill to ascertain the consistency and accuracy of the estimates as indicated in the Schedule to the appropriation Bill against the Resolution by Parliament on the same.

## 1.2 OBJECT OF THE BILL

The object of the Bill is to provide for the authorization of public expenditure out of the Consolidated Fund a sum of **Forty Five trillion, six thirty seven billion, seven hundred ten million, Five hundred eighty-nine thousand, three hundred fourteen shillings only**, to meet the expenditure for the year ending 30<sup>th</sup> June, 2027 and to appropriate the Supplies granted.

## 2.0 LEGAL FRAMEWORK

Article 156 (1) provides that; ***"The heads of expenditure contained in the estimates, other than expenditure charged on the Consolidated Fund by this Constitution or any Act of Parliament, shall be included in a bill to be known as an Appropriation Bill which shall be introduced into Parliament to provide for the issue from the Consolidated Fund of the sums necessary to meet that expenditure and the appropriation of those sums for the purposes specified in the bill....."***

Additionally, under S. 13(1) of the Public Finance Management Act, Cap 171, ***"Parliament shall, by the 31<sup>st</sup> day of May of each year, consider and approve the annual budget, work plans of Government for the next financial year,***

**the Appropriation Bill and any other bills that may be necessary to implement the annual budget”.**

## **2.0 OBSERVATIONS OF THE COMMITTEE**


Rt. Hon Speaker and Hon. Members, Parliament on 24<sup>th</sup> of April, 2026 considered and approved the estimates of expenditure of Government for the financial year 2026/27.

Subsequently, in accordance with Rule 159 (1) of the Rules of Procedure, the Committee examined each Vote together with its corresponding figure as indicated in the Schedule to the bill and identified several inconsistencies.

The Committee therefore recommends that the figures as allocated per Vote in the Schedule to the Bill should be replaced with the figures per Vote as Supplied by Parliament and contained in the Resolution of Parliament dated 24<sup>th</sup> April 2026 as attached.

## **3.0 CONCLUSION**

The committee recommends that the Appropriation Bill 2026 be passed into law subject to the proposed amendments.



- **CLAUSE 2. ISSUE OF MONEY OUT OF THE CONSOLIDATED FUND**


Substitute for the entire clause the following;

**“2. Issue of money out of the Consolidated Fund**

The Treasury may issue out of the Consolidated Fund and apply towards the supply granted to the Government for the service of the year ending on the 30<sup>th</sup> June, 2027 the sum **Forty-five trillion, seven hundred twenty one billion, five hundred five million, forty two thousand, six hundred fifty two shillings only.**

- **SCHEDULE**

Replace the amounts in Column 2 of the Schedule of the Bill with the following amounts supplied in Schedules A and B for Recurrent Expenditure and Development Expenditure respectively;



The image contains several handwritten signatures and scribbles. At the top left is a signature that looks like 'J. K.'. To its right is a signature that looks like 'Abdul'. Further right is a signature that looks like 'H. D.'. Below these are two more signatures: one that looks like 'J. K.' and another that is a large, circular scribble. At the bottom left is a signature that looks like 'K. A.'. To its right is a signature that looks like 'K. A.' with a large scribble below it.

**SUPPLY SCHEDULE A:  
RECURRENT BUDGET ESTIMATES FOR FY2026/27**

Vote	Description	Amount (UGX '000)
001	Office of the President	356,377,513
002	State House	444,157,125
003	Office of the Prime Minister	247,083,271
004	Ministry of Defence	2,976,432,827
005	Ministry of Public Service	55,880,176
006	Ministry of Foreign Affairs	56,300,821
007	Ministry of Justice and Constitutional Affairs	136,326,053
008	Ministry of Finance, Planning and Economic Development	2,470,673,411
009	Ministry of Internal Affairs	73,289,189
010	Ministry of Agriculture, Animal Industry and Fisheries	268,041,378
011	Ministry of Local Government	111,636,357
012	Ministry of Lands, Housing & Urban Development	107,082,705
013	Ministry of Education and Sports	490,260,858
014	Ministry of Health	284,456,843
015	Ministry of Trade, Industry and Co-Operatives	497,571,014
016	Ministry of Works, and Communications	1,024,735,102
017	Ministry of Energy and Minerals	200,992,695
018	Ministry of Gender, Labour and Social Development	322,450,274
019	Ministry of Water and Environment	87,948,106
020	Ministry of Information, and Communications Technology	94,273,163
021	Ministry of East African Affairs	46,356,590
022	Ministry of Tourism, Wildlife and Antiquities	343,959,654
023	Ministry of Kampala Capital City and Metropolitan Affairs	10,342,090
110	Uganda Industrial Research Institute (UIRI)	19,943,410
111	National Curriculum Development Centre (NCDC)	40,859,692
112	Directorate of Ethics and Integrity(DEI)	18,600,806
114	Uganda Cancer Institute (UCI)	99,603,096
115	Uganda Heart Institute (UHI)	59,764,538
116	Uganda National Medical Stores	861,501,136
117	Uganda Tourism Board (UTB)	91,609,167
119	Uganda Registration Services Bureau (URSB)	61,285,615

yle

~~AA~~

AA

~~AA~~

*[Handwritten signatures and initials on the left margin]*

*[Handwritten signatures, initials, and a circled '5' at the bottom of the page]*

Vote	Description	Amount (UGX '000)
120	National Citizenship and Immigration Control(NCIC)	170,716,742
122	Kampala Capital City Authority(KCCA)	330,807,795
123	National Lotteries and Gaming Regulatory Board	23,283,481
124	Equal Opportunities Commission	21,361,467
125	National Animal Genetic Resource Centre and Data Bank(NAGRC&DB)	11,020,557
126	National Information Technologies Authority	84,013,476
127	Uganda Virus Research Institute (UVRI)	13,445,308
128	Uganda National Examination Board (UNEB)	162,246,977
129	Financial Intelligence Authority (FIA)	50,141,749
132	Education Service Commission(ESC)	15,861,838
133	Directorate of Public Prosecution(DPP)	83,881,972
134	Health Service Commission(HSC)	18,840,957
135	Directorate of Government Analytical Laboratory (DGAL)	19,837,368
137	National Identification and Registration Authority (NIRA)	137,023,659
138	Uganda Investment Authority (UIA)	32,364,714
139	Petroleum Authority of Uganda (PAU)	54,848,500
141	Uganda Revenue Authority (URA)	817,838,450
142	National Agricultural Research Organization(NARO)	115,580,527
143	Uganda Bureau of Statistics (UBOS)	105,714,791
144	Uganda Police	847,777,923
145	Uganda Prisons	484,039,070
146	Public Service Commission (PSC)	24,975,843
147	Local Government Finance Commission(LGFC)	19,844,682
148	Judicial Service Commission(JSC)	22,373,453
150	National Environment Management Authority (NEMA)	34,781,518
151	Uganda Blood Transfusion Service (UBTS)	40,081,599
153	Public Procurement & Disposal of Assets (PPDA)	27,237,289
154	Uganda National Bureau of Standards (UNBS)	75,961,674
156	Uganda Land Commission (ULC)	46,578,976
158	Internal Security Organization (ISO)	254,518,384
159	External Security Organization (ESO)	130,329,932
163	Uganda Retirements Benefits Regulatory Authority	16,003,261

Handwritten initials and scribbles on the left margin.

Handwritten scribbles on the left margin.

Handwritten initials on the right margin.

Handwritten initials on the right margin.

Handwritten initials on the right margin.

Large handwritten signatures and scribbles at the bottom of the page, including the name 'M. Bukuru'.

Vote	Description	Amount (UGX '000)
164	National Council for Higher Education	15,140,773
166	National Council of Sports	193,662,319
167	Science, Technolgy and Innovation	517,406,806
168	Uganda Freezones and Export Promotion Authority	35,557,400
169	Uganda Vocational and Technical Assessment Board	105,479,376
170	Uganda Health Professional Assessment Board	71,124,017
301	Makerere University	370,669,608
302	Mbarara University	75,118,264
303	Makerere University Business School	160,735,456
304	Kyambogo University	147,566,746
305	Busitema University	71,508,017
306	Muni University	37,578,805
307	Kabale University	75,603,936
308	Soroti University	44,248,967
309	Gulu University	85,585,794
310	Lira University	41,817,635
311	Law Development Centre.	33,845,459
312	Uganda Management Institute	39,883,953
313	Mountains of the Moon University	43,847,384
401	Mulago National Referral Hospital	104,160,037
402	Butabika Hospital	36,684,432
<b>Sub total -Central Votes ( Excl.Referrals and Missions)</b>		<b>18,560,353,792</b>
<b>Referral Hospitals</b>		
403	Arua Hospital	17,857,463
404	Fort Portal Hospital	18,949,473
405	Gulu Hospital	19,878,477
406	Hoima Hospital	16,809,951
407	Jinja Hospital	23,884,796
408	Kabale Hospital	16,899,025
409	Masaka Hospital	17,734,572
410	Mbale Hospital	22,364,192
411	Soroti Hospital	15,544,336

Vote	Description	Amount (UGX '000)
412	Lira Hospital	21,357,843
413	Mbarara Regional Hospital	30,919,374
414	Mubende Regional Referral Hospital	21,751,955
415	Moroto Regional Referral Hospital	16,670,808
416	Naguru Referral Hospital	22,601,890
417	Kiruddu Referral Hospital	31,341,930
418	Kawempe Referral Hospital	29,785,470
419	Entebbe Regional Referral Hospital	22,526,419
420	Mulago Specialized Women and Neonatal Hospital	36,950,143
421	Kayunga Referral Hospital	19,942,040
422	Yumbe Referral Hospital	19,517,201
	<b>Sub total -Referral Hospitals</b>	<b>443,287,358</b>
	<b>Missions Abroad</b>	
501	Uganda Mission at the United Nations, New York	50,301,699
502	Uganda High Commission in the United Kingdom	20,690,947
503	Uganda High Commission in Canada , Ottawa	10,318,859
504	Uganda High Commission in India, New Delhi	8,877,777
505	Uganda High Commission in Kenya ,Nairobi	8,341,493
506	Uganda High Commission in Tanzania , Dar es Salaam	14,305,806
507	Uganda High Commission in Nigeria , Abuja	5,699,770
508	Uganda High Commission in South Africa , Pretoria	6,778,576
509	Uganda High Commission in Rwanda , Kigali	5,160,780
510	Uganda Embassy in the United States , Washington	17,061,682
511	Uganda Embassy in Egypt , Cairo	6,546,000
512	Uganda Embassy in Ethiopia, Addis Ababa	7,226,729
513	Uganda Embassy in China, Beijing	12,345,768
514	Uganda Embassy in Switzerland, Geneva	15,604,560
515	Uganda Embassy in Japan, Tokyo	9,343,851
516	Uganda Embassy in Saudi Arabia, Riyadh	9,321,718
517	Uganda Embassy in Denmark, Copenhagen	9,097,185
518	Uganda Embassy in Belgium, Brussels	8,769,280
519	Uganda Embassy in Italy, Rome	5,879,733
520	Uganda Embassy in DRC, Kinshasa	10,149,253


AD  
 [Handwritten signatures and initials are present below the table, including 'HEA', 'M. B...', and various scribbles.]

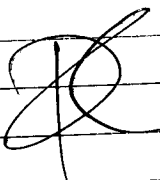

Vote	Description	Amount (UGX '000)
521	Uganda Embassy in Sudan, Khartoum	4,739,887
522	Uganda Embassy in France, Paris	13,717,520
523	Uganda Embassy in Germany, Berlin	16,259,668
524	Uganda Embassy in Iran, Tehran	7,997,144
525	Uganda Embassy in Russia, Moscow	7,348,792
526	Uganda Embassy in Australia, Canberra	7,962,683
527	Uganda Embassy in South Sudan, Juba	5,068,816
528	Uganda Embassy in United Arab Emirates, Abudhabi	12,651,326
529	Uganda Embassy in Burundi, Bujumbura	4,431,816
530	Uganda Consulate in China, Guangzhou	6,550,000
531	Uganda Embassy in Turkey, Ankara	9,877,949
532	Uganda Embassy in Somalia, Mogadishu	6,291,682
533	Uganda Embassy in Malaysia, Kuala Lumpur	6,882,632
534	Uganda Consulate in Kenya, Mombasa	8,336,488
535	Uganda Embassy in Algeria, Algiers	6,686,550
536	Uganda Embassy in Qatar, Doha	7,801,469
537	Uganda Mission in Havana, Cuba	4,401,001
538	Uganda Mission in Luanda, Angola	3,905,000
	<b>Sub-total -Missions Abroad</b>	<b>382,731,888</b>
	<b>Local Governments</b>	
601	Arua city	48,665,111
602	Fort-Portal city	27,789,398
603	Gulu city	33,000,436
604	Hoima city	19,610,787
605	Jinja city	57,474,102
606	Lira city	37,551,214
607	Masaka city	35,505,612
608	Mbale city	48,979,172
609	Mbarara city	43,864,782
610	Soroti city	25,182,012
701	Apac Municipal Council	11,249,176
702	Bugiri Municipal Council	7,135,025








Vote	Description	Amount (UGX '000)
703	Bushenyi- Ishaka Municipal Council	16,329,119
704	Busia Municipal Council	9,940,473
705	Entebbe Municipal Council	18,153,635
706	Ibanda Municipal Council	19,226,224
707	Iganga Municipal Council	9,167,143
708	Kabale Municipal Council	20,328,347
709	Kamuli Municipal Council	10,129,375
710	Kapchorwa Municipal Council	12,444,921
711	Kasese Municipal Council	16,074,808
712	Kira Municipal Council	30,110,383
713	Kisoro Municipal Council	6,122,894
714	Kitgum Municipal Council	9,751,210
715	Koboko Municipal Council	11,266,964
716	Kotido Municipal Council	9,489,270
717	Kumi Municipal Council	11,560,965
718	Lugazi Municipal Council	10,579,206
719	Makindye-Ssabagabo Municipal Council	17,389,401
720	Masindi Municipal Council	15,035,105
721	Mityana Municipal Council	14,407,529
722	Moroto Municipal Council	8,281,764
723	Mubende Municipal Council	15,031,755
724	Mukono Municipal Council	26,896,070
725	Nansana Municipal Council	31,038,534
726	Nebbi Municipal Council	7,037,131
727	Njeru Municipal Council	17,476,938
728	Ntungamo Municipal Council	7,308,261
729	Rukungiri Municipal Council	14,035,521
730	Sheema Municipal Council	18,975,543
731	Tororo Municipal Council	14,040,109
801	Abim District	28,433,534
802	Adjumani District	43,302,463
803	Agago District	39,379,235
804	Alebtong District	29,848,291

MS  
  



        
 10  
 KEEFA  
 MUBENYA  
 HEA



Vote	Description	Amount (UGX '000)
838	Jinja District	43,359,272
839	Kaabong District	23,222,885
840	Kabale District	45,996,332
841	Kabarole District	24,495,813
842	Kaberamaido District	23,686,916
843	Kagadi District	46,666,610
844	Kakumiro District	35,557,544
845	Kalaki District	19,351,652
846	Kalangala District	19,009,647
847	Kaliro District	37,329,790
848	Kalungu District	34,964,263
849	Kamuli District	60,991,091
850	Kamwenge District	37,260,269
851	Kanungu District	54,664,223
852	Kapchorwa District	25,352,018
853	Kapelebyong District	18,388,041
854	Karenga District	16,915,468
855	Kasanda District	34,417,868
856	Kasese District	102,902,280
857	Katakwi District	42,899,136
858	Kayunga District	52,479,895
859	Kazo District	24,512,703
860	Kibaale District	24,833,830
861	Kiboga District	35,306,043
862	Kibuku District	31,066,909
863	Kikuube District	29,972,840
864	Kiruhura District	28,085,652
865	Kiryandongo District	37,080,094
866	Kisoro District	53,251,118
867	Kitagwenda District	26,871,690
868	Kitgum District	36,277,112
869	Koboko District	30,092,948
870	Kole District	31,937,706

12  
 HEA  
 WBA  
 SFA  
 M. Bukuru

Vote	Description	Amount (UGX '000)
871	Kotido District	18,560,360
872	Kumi District	38,279,868
873	Kwania District	27,351,907
874	Kween District	28,915,888
875	Kyankwanzi District	35,434,408
876	Kyegegwa District	36,465,989
877	Kyenjojo District	48,886,981
878	Kyotera District	46,452,640
879	Lamwo District	25,534,097
880	Lira District	31,083,919
881	Luuka District	36,710,204
882	Luwero District	88,488,429
883	Lwengo District	39,562,874
884	Lyantonde District	24,500,049
885	Madi-Okollo District	25,974,678
886	Manafwa District	37,554,940
887	Maracha District	34,168,698
888	Masaka District	16,555,178
889	Masindi District	30,891,138
890	Mayuge District	57,513,053
891	Mbale District	48,903,714
892	Mbarara District	31,714,284
893	Mitooma District	42,343,484
894	Mityana District	39,370,636
895	Moroto District	18,818,692
896	Moyo District	27,574,276
897	Mpigi District	38,036,013
898	Mubende District	34,600,389
899	Mukono District	63,549,373
900	Nabilatuk District	13,433,133
901	Nakapiripirit District	16,930,626
902	Nakaseke District	50,175,201
903	Nakasongola District	37,860,077

Vote	Description	Amount (UGX '000)
904	Namayingo District	33,242,102
905	Namisindwa District	36,775,149
906	Namutumba District	42,309,248
907	Napak District	23,281,571
908	Nebbi District	35,434,075
909	Ngora District	28,084,910
910	Ntoroko District	24,441,557
911	Ntungamo District	69,718,648
912	Nwoya District	26,832,929
913	Obongi District	17,407,138
914	Omoro District	32,027,452
915	Otuke District	23,049,968
916	Oyam District	52,220,516
917	Pader District	40,466,811
918	Pakwach District	27,191,371
919	Pallisa District	46,442,109
920	Rakai District	47,344,393
921	Rubanda District	40,134,637
922	Rubirizi District	29,585,733
923	Rukiga District	26,620,957
924	Rukungiri District	52,494,617
925	Rwampara District	25,464,281
926	Sembabule District	42,208,035
927	Serere District	42,247,455
928	Sheema District	36,249,763
929	Sironko District	43,650,237
930	Soroti District	28,400,238
931	Terego District	31,902,132
932	Tororo District	76,464,211
933	Wakiso District	104,190,739
934	Yumbe District	56,540,730
935	Zombo District	33,509,241
<b>600</b>	<b>Sub total - Local Governments</b>	<b>5,706,096,490</b>

ms  
 [Handwritten signature]

[Handwritten signatures and initials]

MB...



Vote	Description	Amount (UGX '000)
	<b>TOTAL - RECURRENT</b>	<b>25,092,469,527</b>

**SUPPLY SCHEDULE B  
DEVELOPMENT BUDGET ESTIMATES FOR FY2026/27**

Vote	Description	Amount (UGX '000)
001	Office of the President	21,024,000
002	State House	27,722,000
003	Office of the Prime Minister	167,956,297
004	Ministry of Defence	2,121,785,904
005	Ministry of Public Service	42,000,700
006	Ministry of Foreign Affairs	16,566,421
007	Ministry of Justice and Constitutional Affairs	16,636,000
008	Ministry of Finance, Planning and Economic Development	577,757,990
009	Ministry of Internal Affairs	690,880
010	Ministry of Agriculture, Animal Industry and Fisheries	715,351,843
011	Ministry of Local Government	184,170,362
012	Ministry of Lands, Housing & Urban Development	88,134,658
013	Ministry of Education and Sports	518,695,126
014	Ministry of Health	1,228,463,872
015	Ministry of Trade, Industry and Co-Operatives	14,260,000
016	Ministry of Works, and Transport	7,076,458,855
017	Ministry of Energy and Minerals	2,077,050,321
018	Ministry of Gender, Labour and Social Development	205,974,467
019	Ministry of Water and Environment	1,732,490,168
020	Ministry of Information, and Communications Technology	46,426,443
021	Ministry of East African Affairs	2,392,915
022	Ministry of Tourism, Wildlife and Antiquities	71,816,000
023	Ministry of Kampala Capital City and Metropolitan Affairs	313,265,177
101	Judiciary	56,009,500
102	Electoral Commission(EC)	3,348,000
103	Inspector General of Government's Office(IGG)	27,297,181
104	Parliamentary Commission(PARL)	45,181,900
105	Law Reform Commission(LRC)	878,011
106	Uganda Human Rights Commission (UHRC)	3,999,971
107	Uganda Aids Commission (UAC)	557,370

Handwritten signatures and initials are present below the table, including names like 'Kyeem', 'Hest', 'M. Bulungu', and others, along with various scribbles and marks.

Vote	Description	Amount (UGX '000)
108	National Planning Authority(NPA)	94,545,464
110	Uganda Industrial Research Institute (UIRI)	2,893,060
111	National Curriculum Development Centre (NCDC)	195,000
112	Directorate of Ethics and Integrity(DEI)	64,770
114	Uganda Cancer Institute (UCI)	312,439,043
115	Uganda Heart Institute (UHI)	109,973,748
116	Uganda National Medical Stores	1,432,600
117	Uganda Tourism Board (UTB)	3,043,180
119	Uganda Registration Services Bureau (URSB)	3,900,000
120	National Citizenship and Immigration Control(NCIC)	20,541,900
122	Kampala Capital City Authority(KCCA)	517,390,357
123	National Lotteries and Gaming Regulatory Board	2,650,000
124	Equal Opportunities Commission	790,000
125	National Animal Genetic Resource Centre and Data Bank(NAGRC&DB)	100,090,000
126	National Information Technologies Authority	298,341,404
127	Uganda Virus Research Institute (UVRI)	2,760,000
128	Uganda National Examination Board (UNEB)	10,408,000
129	Financial Intelligence Authority (FIA)	1,475,720
131	Office of the Auditor General (OAG)	4,365,702
132	Education Service Commission(ESC)	1,583,666
133	Directorate of Public Prosecution(DPP)	18,336,749
134	Health Service Commission(HSC)	7,900,798
135	Directorate of Government Analytical Laboratory (DGAL)	22,734,546
137	National Identification and Registration Authority (NIRA)	13,895,400
138	Uganda Investment Authority (UIA)	611,966,010
139	Petroleum Authority of Uganda (PAU)	44,840,000
141	Uganda Revenue Authority (URA)	104,788,000
142	National Agricultural Research Organization(NARO)	97,500,000
143	Uganda Bureau of Statistics (UBOS)	41,360,000
144	Uganda Police	283,695,028
145	Uganda Prisons	59,706,877
146	Public Service Commission (PSC)	9,025,950
147	Local Government Finance Commission(LGFC)	1,500,000
148	Judicial Service Commission(JSC)	2,496,310
150	National Environment Management Authority (NEMA)	8,130,148
151	Uganda Blood Transfusion Service (UBTS)	4,126,676
153	Public Procurement & Disposal of Assets (PPDA)	1,295,400

Vote	Description	Amount (UGX '000)
154	Uganda National Bureau of Standards (UNBS)	48,190,000
156	Uganda Land Commission (ULC)	82,830,000
158	Internal Security Organization (ISO)	55,241,000
159	External Security Organization (ESO)	15,702,072
163	Uganda Retirements Benefits Regulatory Authority	720,000
164	National Council for Higher Education	18,100,000
166	National Council of Sports	266,350,000
167	Science, Technology and Innovation	76,998,100
168	Uganda Freezones and Export Promotion Authority	7,360,000
169	Uganda Vocational and Technical Assessment Board	8,987,500
170	Uganda Health Professional Assessment Board	2,523,457
301	Makerere University	99,419,137
302	Mbarara University	35,840,706
303	Makerere University Business School	21,881,595
304	Kyambogo University	9,089,831
305	Busitema University	28,654,826
306	Muni University	34,408,800
307	Kabale University	7,056,269
308	Soroti University	18,987,100
309	Gulu University	32,030,733
310	Lira University	13,601,459
311	Law Development Centre.	4,050,000
312	Uganda Management Institute	927,900
313	Mountains of the Moon University	25,151,599
401	Mulago National Referral Hospital	44,241,880
402	Butabika Hospital	7,262,036
	<b>Sub-total -Central Votes ( Excl. Referrals and Missions)</b>	<b>21,192,149,837</b>
	<b>Referral Hospitals</b>	
403	Arua Hospital	2,608,000
404	Fort Portal Hospital	1,208,000
405	Gulu Hospital	108,000
406	Hoima Hospital	26,668,000
407	Jinja Hospital	188,000
408	Kabale Hospital	108,000
409	Masaka Hospital	108,000
410	Mbale Hospital	1,408,000

Vote	Description	Amount (UGX '000)
411	Soroti Hospital	108,000
412	Lira Hospital	108,000
413	Mbarara Regional Hospital	108,000
414	Mubende Regional Referral Hospital	135,000
415	Moroto Regional Referral Hospital	108,000
416	Naguru Referral Hospital	7,216,000
417	Kiruddu Referral Hospital	1,377,000
418	Kawempe Referral Hospital	30,713,045
419	Entebbe Regional Referral Hospital	810,000
420	Mulago Specialized Women and Neonatal Hospital	5,052,507
421	Kayunga Referral Hospital	300,000
422	Yumbe Referral Hospital	600,000
	<b>Sub-total -Referral Hospitals</b>	<b>79,039,552</b>
	<b>Missions Abroad</b>	
501	Uganda Mission at the United Nations, New York	2,930,000
502	Uganda High Commission in the United Kingdom	600,000
503	Uganda High Commission in Canada , Ottawa	2,150,000
504	Uganda High Commission in India, New Delhi	540,000
505	Uganda High Commission in Kenya ,Nairobi	790,000
506	Uganda High Commission in Tanzania , Dar es Salaam	10,000,000
507	Uganda High Commission in Nigeria , Abuja	3,855,000
508	Uganda High Commission in South Africa , Pretoria	250,000
509	Uganda High Commission in Rwanda , Kigali	15,000
510	Uganda Embassy in the United States , Washington	1,680,000
511	Uganda Embassy in Egypt , Cairo	320,000
512	Uganda Embassy in Ethiopia, Addis Ababa	15,000
513	Uganda Embassy in China, Beijing	15,000
514	Uganda Embassy in Switzerland, Geneva	15,000
515	Uganda Embassy in Japan, Tokyo	15,000
516	Uganda Embassy in Saudi Arabia, Riyadh	250,000
517	Uganda Embassy in Denmark, Copenhagen	10,015,000
518	Uganda Embassy in Belgium, Brussels	6,015,000
519	Uganda Embassy in Italy, Rome	15,000
520	Uganda Embassy in DRC, Kinshasa	1,126,920
521	Uganda Embassy in Sudan, Khartoum	362,000
522	Uganda Embassy in France, Paris	15,000
523	Uganda Embassy in Germany, Berlin	705,000

AD  
 HEA  
 18  
 Mbarungu  
 [Handwritten signatures and initials]

Vote	Description	Amount (UGX '000)
524	Uganda Embassy in Iran, Tehran	390,000
525	Uganda Embassy in Russia, Moscow	390,000
527	Uganda Embassy in South Sudan, Juba	405,000
528	Uganda Embassy in United Arab Emirates, Abudhabi	2,015,000
529	Uganda Embassy in Burundi, Bujumbura	250,000
530	Uganda Consulate in China, Guangzhou	3,399,000
531	Uganda Embassy in Turkey, Ankara	480,000
532	Uganda Embassy in Somalia, Mogadishu	15,000
533	Uganda Embassy in Malaysia, Kuala Lumpur	430,000
534	Uganda Consulate in Kenya, Mombasa	9,015,000
535	Uganda Embassy in Algeria, Algiers	390,000
536	Uganda Embassy in Qatar, Doha	590,000
537	Uganda Mission in Havana, Cuba	15,000
538	Uganda Mission in Luanda, Angola	15,000
	<b>Sub-total -Missions Abroad</b>	<b>59,492,920</b>
	<b>Local Governments</b>	
601	Arua city	9,612,523
602	Fort-Portal city	6,258,510
603	Gulu city	6,543,186
604	Hoima city	9,249,509
605	Jinja city	11,533,433
606	Lira city	5,324,123
607	Masaka city	9,082,471
608	Mbale city	6,586,178
609	Mbarara city	11,005,271
610	Soroti city	5,741,749
701	Apac Municipal Council	2,352,563
702	Bugiri Municipal Council	1,433,936
703	Bushenyi- Ishaka Municipal Council	1,485,082
704	Busia Municipal Council	2,173,136
705	Entebbe Municipal Council	9,745,228
706	Ibanda Municipal Council	2,492,234
707	Iganga Municipal Council	1,226,692
708	Kabale Municipal Council	1,574,745
709	Kamuli Municipal Council	2,832,079
710	Kapchorwa Municipal Council	1,718,092
711	Kasese Municipal Council	2,074,697

Handwritten signatures and initials are present below the table, including names like 'Mbuluye' and 'MBA'.

Vote	Description	Amount (UGX '000)
712	Kira Municipal Council	9,308,677
713	Kisoro Municipal Council	1,052,510
714	Kitgum Municipal Council	2,023,456
715	Koboko Municipal Council	1,454,577
716	Kotido Municipal Council	1,546,215
717	Kumi Municipal Council	1,556,220
718	Lugazi Municipal Council	2,328,468
719	Makindye-Ssabagabo Municipal Council	16,495,956
720	Masindi Municipal Council	3,140,916
721	Mityana Municipal Council	3,179,205
722	Moroto Municipal Council	1,104,397
723	Mubende Municipal Council	2,675,706
724	Mukono Municipal Council	5,850,150
725	Nansana Municipal Council	11,494,361
726	Nebbi Municipal Council	1,016,693
727	Njeru Municipal Council	2,414,214
728	Ntungamo Municipal Council	1,163,476
729	Rukungiri Municipal Council	1,581,209
730	Sheema Municipal Council	1,924,956
731	Tororo Municipal Council	1,850,834
801	Abim District	1,637,925
802	Adjumani District	3,428,426
803	Agago District	3,722,019
804	Alebtong District	3,137,819
805	Amolatar District	2,891,378
806	Amudat District	2,897,692
807	Amuria District	3,065,364
808	Amuru District	3,843,855
809	Apac District	2,217,818
810	Arua District	3,457,506
811	Budaka District	3,064,293
812	Bududa District	2,928,688
813	Bugiri District	3,759,184
814	Bugweri District	1,463,285
815	Buhweju District	1,785,235
816	Buikwe District	2,512,556
817	Bukedea District	5,647,752
818	Bukomansimbi District	2,125,196

MS

MS

Vote	Description	Amount (UGX '000)
819	Bukwo District	2,100,750
820	Bulambuli District	2,473,292
821	Buliisa District	1,859,748
822	Bundibugyo District	3,204,510
823	Bunyangabu District	2,510,035
824	Bushenyi District	2,403,506
825	Busia District	3,233,902
826	Butaleja District	4,912,378
827	Butambala District	3,890,909
828	Butebo District	2,082,136
829	Buvuma District	1,595,201
830	Buyende District	4,632,690
831	Dokolo District	2,460,477
832	Gomba District	2,883,330
833	Gulu District	3,426,591
834	Hoima District	10,026,161
835	Ibanda District	2,740,119
836	Iganga District	2,677,889
837	Isingiro District	6,371,191
838	Jinja District	5,008,770
839	Kaabong District	4,061,713
840	Kabale District	3,824,405
841	Kabarole District	3,086,370
842	Kaberamaido District	2,996,703
843	Kagadi District	3,888,898
844	Kakumiro District	4,595,437
845	Kalaki District	2,824,959
846	Kalangala District	2,190,377
847	Kaliro District	2,919,456
848	Kalungu District	2,568,142
849	Kamuli District	4,008,195
850	Kamwenge District	4,107,767
851	Kanungu District	3,645,613
852	Kapchorwa District	2,262,453
853	Kapelebyong District	2,760,275
854	Karenga District	2,643,620
855	Kasanda District	3,508,947
856	Kasese District	9,407,935

Vote	Description	Amount (UGX '000)
857	Katakwi District	4,068,814
858	Kayunga District	5,438,200
859	Kazo District	2,889,948
860	Kibaale District	4,648,784
861	Kiboga District	4,933,218
862	Kibuku District	3,975,115
863	Kikuube District	4,977,675
864	Kiruhura District	3,515,892
865	Kiryandongo District	4,072,927
866	Kisoro District	4,997,850
867	Kitagwenda District	2,568,934
868	Kitgum District	3,146,958
869	Koboko District	3,731,658
870	Kole District	3,282,311
871	Kotido District	3,634,529
872	Kotido District	4,055,823
872	Kumi District	3,318,577
873	Kwania District	3,318,577
874	Kween District	1,909,029
875	Kyankwanzi District	4,733,373
876	Kyegegwa District	3,881,820
876	Kyegegwa District	3,962,446
877	Kyenjojo District	3,962,446
878	Kyotera District	5,384,515
878	Kyotera District	3,072,059
879	Lamwo District	3,072,059
879	Lamwo District	4,001,503
880	Lira District	4,001,503
880	Lira District	3,127,725
881	Luuka District	3,127,725
881	Luuka District	6,352,524
882	Luwero District	6,352,524
882	Luwero District	4,230,792
883	Lwengo District	4,230,792
883	Lwengo District	2,900,132
884	Lyantonde District	2,900,132
884	Lyantonde District	2,200,879
885	Madi-Okollo District	2,200,879
885	Madi-Okollo District	2,440,954
886	Manafwa District	2,440,954
886	Manafwa District	3,073,531
887	Maracha District	3,073,531
887	Maracha District	2,727,029
888	Masaka District	2,727,029
888	Masaka District	60,917,387
889	Masindi District	60,917,387
889	Masindi District	4,323,503
890	Mayuge District	4,323,503
890	Mayuge District	3,906,070
891	Mbale District	3,906,070
891	Mbale District	4,865,798
892	Mbarara District	4,865,798
892	Mbarara District	5,450,316
893	Mitooma District	5,450,316
893	Mitooma District	2,649,226
894	Mityana District	2,649,226




Keefer 22
   
 HEA
   
 Mbarara
   
 Mityana
   
 Mbarara
   
 Mityana













Vote	Description	Amount (UGX '000)
933	Wakiso District	12,707,118
934	Yumbe District	8,732,861
935	Zombo District	3,585,072
<b>600</b>	<b>Sub-total -Local Governments</b>	<b>740,988,549</b>
	<b>TOTAL - DEVELOPMENT</b>	<b>22,071,670,859</b>
	<b>Grand Total Appropriation</b>	<b>47,164,140,386</b>






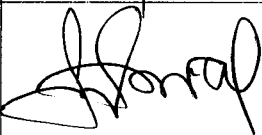



MS
   
 N. B...
   
 K...
   
 HTA
   
 JMA
   
 24



**MEMBERS OF THE BUDGET COMMITTEE THAT CONSENTED TO THE  
COMMITTEE REPORT ON THE APPROPRIATION BILL 2026**

No.	NAME	TITLE	SIGNATURE
01.	Hon. Opolot Patrick Isiagi	Chairperson	
02.	Hon. Achia Remegio	Deputy Chairperson	
03.	Hon. Dr. Keefa Kiwanuka	Member	
04.	Hon. Namukuta Brenda	Member	
05.	Hon. Magogo Moses Hassim	Member	
06.	Hon. Kaberuka Ruugi James	Member	
07.	Hon. Katalihwa Donald	Member	
08.	Hon. Nyakikongoro Rosemary	Member	
09.	Hon. Lokii John Baptist	Member	
10.	Hon. Arinaitwe Rwakajara	Member	
11.	Hon. Mwine Mpaka	Member	

12.	Hon. Okwir Samuel Odwee	Member	
13.	Hon. Ssemwanga Gyaviira	Member	
14.	Hon. Kateshumbwa Dickson	Member	
15.	Hon. Nayebale Sylvia	Member	
16.	Hon. Aleper Moses	Member	
17.	Hon. Katusiime Annet Mugisha	Member	
18.	Hon. Dr. Atim Agnes Apea	Member	
19.	Hon. Tumwesigye Josephat	Member	
20.	Hon. Osooru Mourine	Member	
21.	Hon. Kankunda Amos Kibwika	Member	
22.	Hon. Bagiire Aggrey Henry	Member	
23.	Hon. Bwiire Sanon Nadeeba	Member	
24.	Hon. Ndamira Atwakiire Catheline	Member	

25.	Hon. Kabanda David	Member	
26.	Hon. Orone Derrick	Member	
27.	Hon. Ruhunda Alex	Member	
28.	Hon. Ochai Maximus	Member	
29.	Hon. Isabirye Iddi	Member	
30.	Hon. Ssentayi Muhamad	Member	
31.	Hon. Teira John	Member	
32.	Hon. Nakut Faith Loru	Member	
33.	Hon. Nsibambi Yusuf	Member	
34.	Hon. Ngompek Linos	Member	
35.	Hon. Kanushu Laura	Member	
36.	Hon. Fred Opolot	Member	

37.	Hon. Odoi Benard Onen Mutusa	Member	
38.	Hon. Agasha Juliet Ashisha	Member	
39.	Hon. Bukenya Michael	Member	
40.	Hon. Silwany Solomon	Member	
41.	Hon. Twalla Fadir	Member	
42.	Hon. Herbert Edmund Ariko	Member	
43.	Hon. Omara Paul	Member	
44.	Hon. Niwagaba Wilfred	Member	
45.	Hon. Nyangweso Dennis	Member	
46.	Hon. Kangwagye Stephen Rwakanuma	Member	
47.	Hon. Aciro Paska Menya	Member	
48.	Hon. Ojara Martin Mapenduzi	Member	

49.	Musa Noah	Member	
50.	Hon. Karim Masaba	Member	
51.	Hon. Mpuuga Mathias	Member	
52.	Hon. Muwanga Kivumbi Muhammad	Member	
53.	Hon. Nambeshe John Baptist	Member	
54.	Hon. Akora Maxwell Ebong Patrick	Member	
55.	Hon. Akol Anthony	Member	
56.	Hon. Ssemujju Ibrahim Nganda	Member	
57.	Hon. Lulume Philip Bayiga	Member	
58.	Hon. Geoffrey Ekanya	Member	
59.	Hon. Okot Santa	Member	
60.	Hon. Henry Matsiko (Gen)	Member	